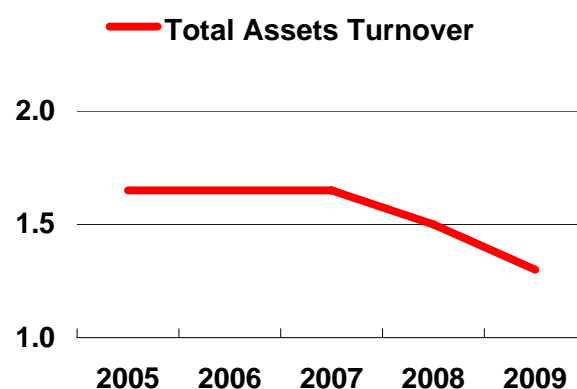
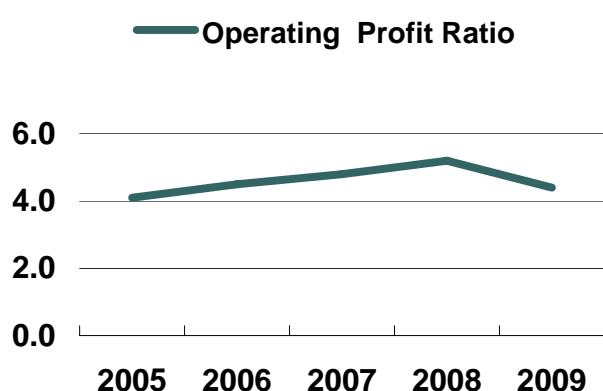
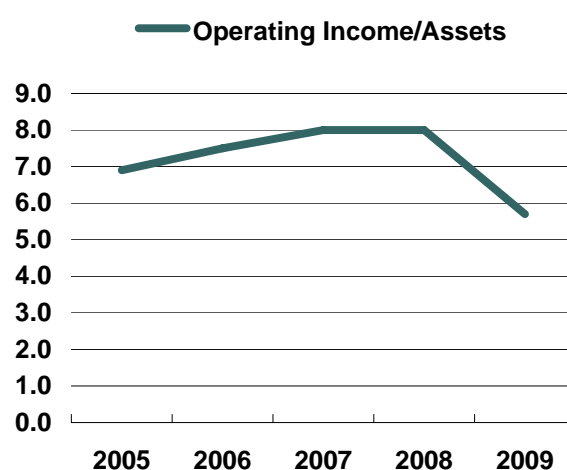
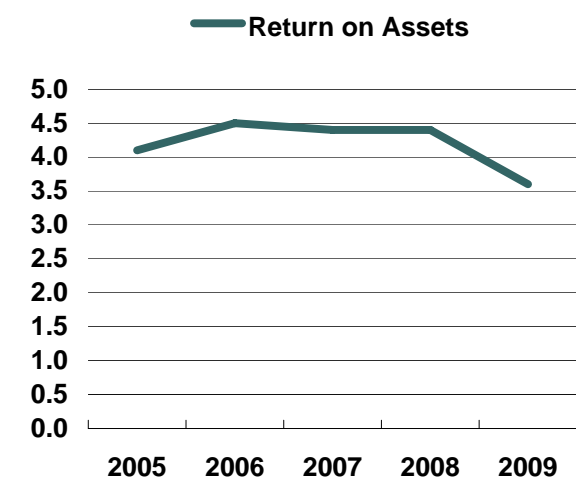


Profitability



	(% ,times, ¥ million)				
	2005	2006	2007	2008	2009
Return on Equity	8.3	8.5	8.4	8.1	5.7
Operating Income/Assets	6.9	7.5	8.0	8.0	5.7
Return on Assets	4.1	4.5	4.4	4.4	3.6
Operating Profit Ratio	4.1	4.5	4.8	5.2	4.4
Total Assets Turnover	1.7	1.7	1.7	1.5	1.3

Notes:

Return on Equity: $\text{income} / (\text{beginning shareholder's equity} + \text{ending shareholder's equity}) / 2 \times 100$

Return on assets: $\text{net income} / (\text{beginning total assets} + \text{ending total assets}) / 2 \times 100$

Total asset turnover: $\text{sales} / (\text{beginning total assets} + \text{ending total assets}) / 2$