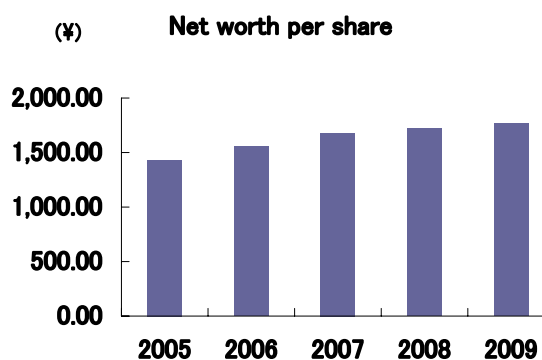
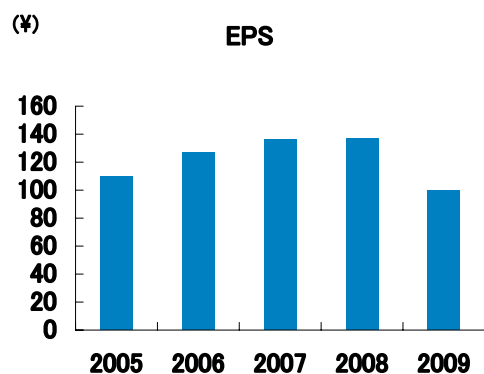
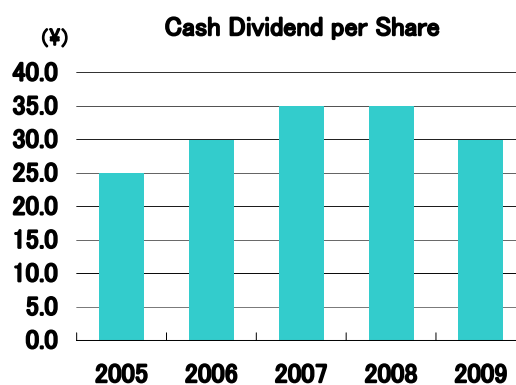
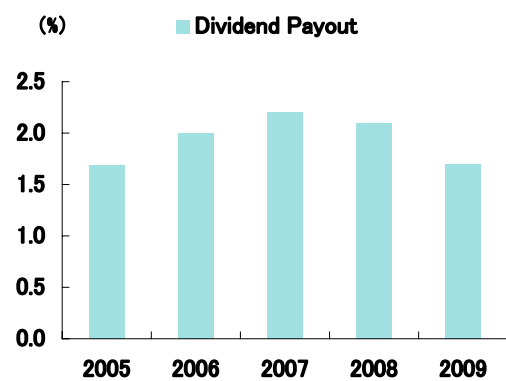


## Stock Information



	2005	2006	2007	2008	(¥million) 2009
Shareholders'Equity	14,336	15,717	16,951	17,465	17,921
Net Income	1,139	1,267	1,357	1,365	993
Cash Dividends	249	299	349	349	349

	2005	2006	2007	2008	(%) 2009
Dividend Payout	1.7	2.0	2.2	2.1	1.7

	2005	2006	2007	2008	(JPN¥) 2009
EPS	109.99	127.02	136.00	136.80	99.53
Net worth per share	1,432.39	1,559.16	1,678.87	1,719.15	1,767.97
Cash Dividends per Share	25.00	30.00	35.00	35.00	30.00

Note:

EPS(Earning per share): net income/Weighted average common stocks outstanding